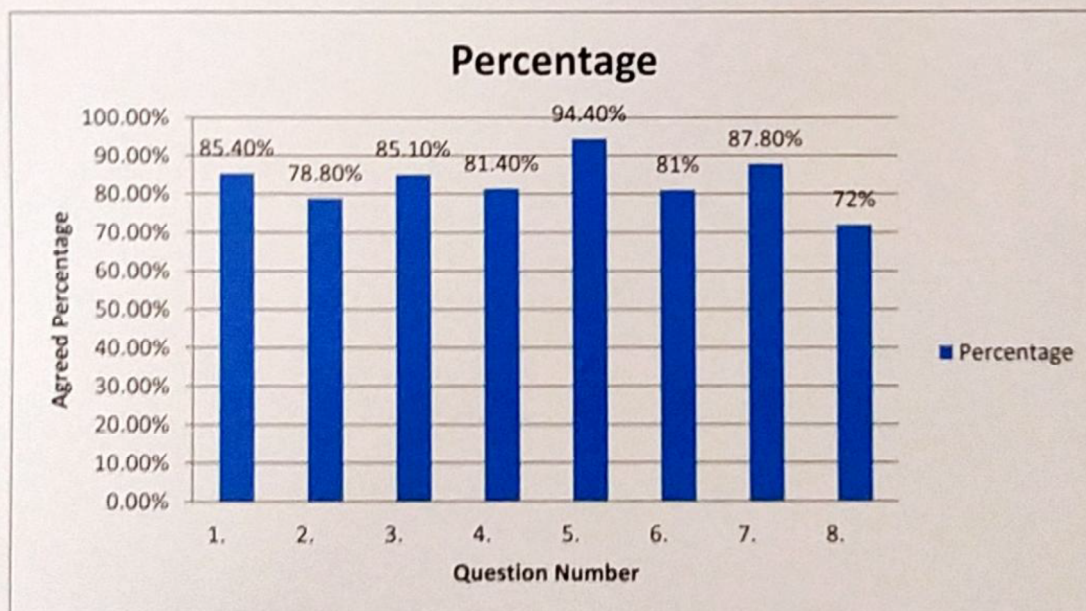
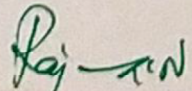


B.Sc/BCA/MSC Parents Feedback on Curriculum : 2019-20

Parents Feedback Analysis

Q.No.	Questionnaire On Curriculum	Percentage
1	Satisfaction with the Curriculum	85.40%
2.	Curricular and extra-Curricular activities carried out by the college	78.80%
3.	Usefulness of Curriculum to pursue higher studies and research	85.10%
4.	Usefulness of Curriculum to get a job	81.40%
5.	Availability of qualified, component faculty in the college	94.40%
6.	Availability of quality teaching in the college	81%
7.	Availability of textbooks, reference materials related to curriculum	87.80%
8.	Overall views about curriculum	72%




PRINCIPAL
 SAHYADRI SCIENCE COLLEGE
 (Constituent College of Kuvempu University)
 SHIVAMOGGA, Karnataka State,

STUDENTS FEEDBACK ON

CURRICULUM ANALYSIS –Year 2019-20

Final year student's feedbacks on syllabus content are


1. Our syllabus help us to build our academic competence
2. When compare to other universities our course content is exhaustive in nature
3. Innovative vision is applied while preparing the syllabus
4. Syllabus meets the demand of the job market
5. The syllabus is exam oriented
6. The course is knowledge oriented
7. The syllabus is heavy to learn in a semester
8. Continuity of subject is well maintained
9. Books on the prescribed syllabus are available in the library
10. There is a good linkage between theory and practical subject

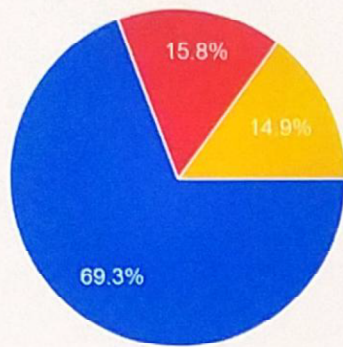
- Around \cong 92 to 98% students in III BSc/BCA with following subjects Physics, Chemistry, Zoology, Botany, Mathamatics, Biotechnology, Biochemistry, Microbiology, Environmental Science, Electronics, Geology, Computer Science, Kannada, English, Hindi, Sanskrit, Urdu and combinations like PCM, CBZ, PME, CZM, CBM, CZBt, CBBt, CZBc, CBBc, CZE, CBES, PMG, CBG, PMCs, etc., & BCA are **TOTALLY AGREE** with the course content and its applicability to science, career and daily life. They are also satisfied with availability of study materials in library and the motivation, overall personality development which they got through the syllabus.
- \cong 10 to 20% of the students are **FAIRLY AGREE** with the curriculum
- \cong 1 to 2% of the students are **DISAGREE** with some content of the assigned curriculum

Teachers Feedback Analysis(Course Evaluation) : 2019-20

Course taught

101 responses


 Copy

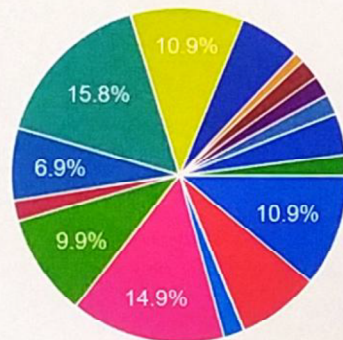


● B.Sc
● BCA
● M.Sc

Subject

101 responses

 Copy




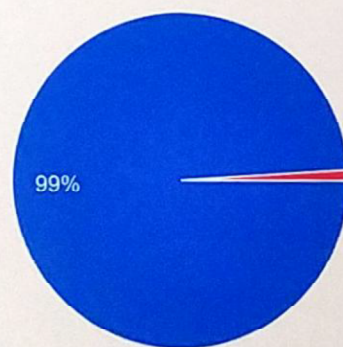
● Kannada
● English
● Hindi
● Urdu
● Sanskrit
● Physics
● Mathematics
● Chemistry

▲ 1/3 ▼

Is the Syllabus - Student friendly?


101 responses

 Copy

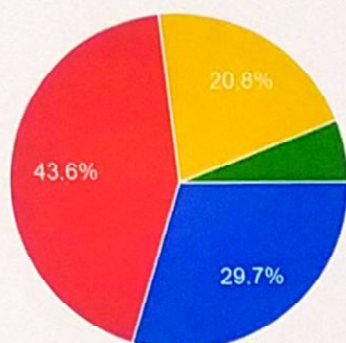


● Yes
● No

Applicability to real life and career.


 Copy

101 responses

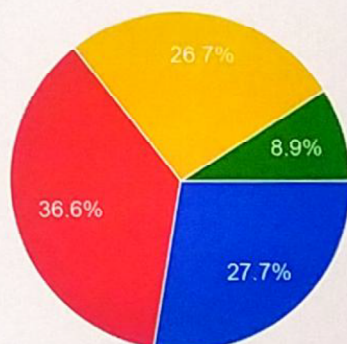


● Excellent
● Very Good
● Good
● Satisfactory

Effectiveness of contents of the Syllabus is helpful for competitive exams


 Copy

101 responses

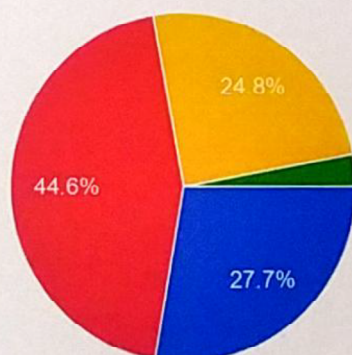


● Excellent
● Very Good
● Good
● Satisfactory

The course content motivates students to aspire for higher studies/research.


 Copy

101 responses

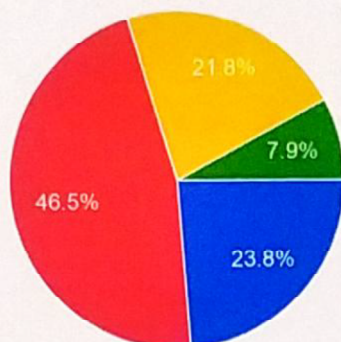


● Excellent
● Very Good
● Good
● Satisfactory

The course content is updated.


 Copy

101 responses

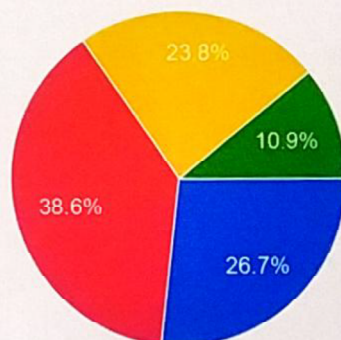


● Excellent
● Very Good
● Good
● Satisfactory

The curriculum helps in developing personality of the student.

 Copy


101 responses



● Excellent
● Very Good
● Good
● Satisfactory

This content is neither created nor endorsed by Google. [Report Abuse](#) - [Terms of Service](#) - [Privacy Policy](#)

Google Forms

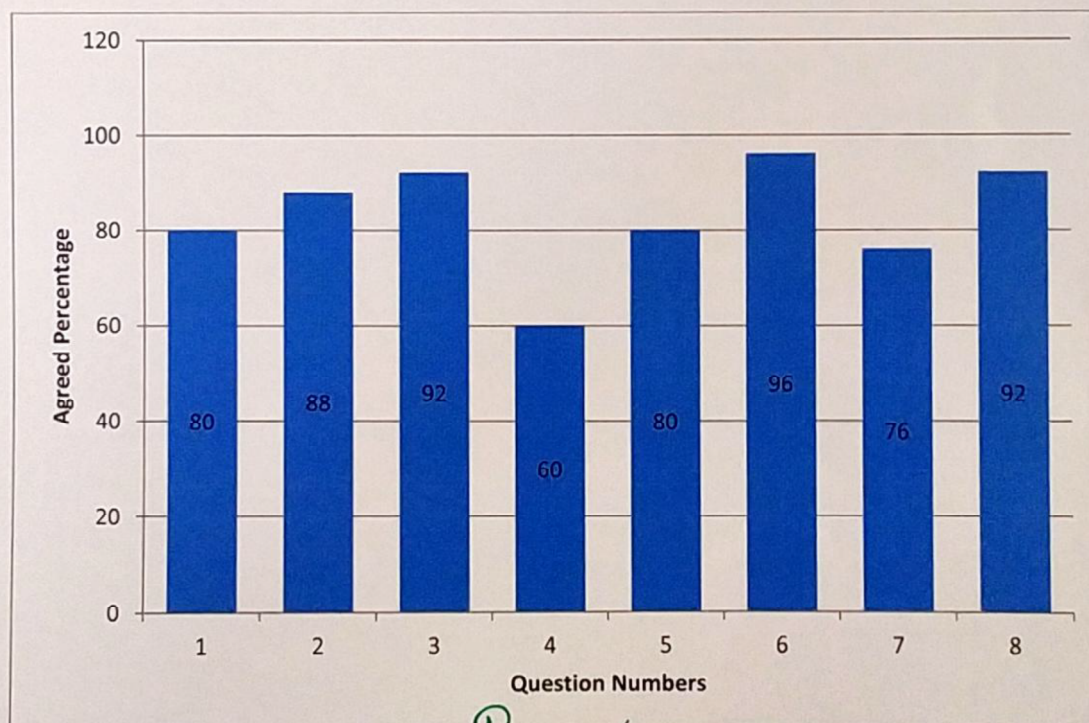

PRINCIPAL
SAHYADRI SCIENCE COLLEGE
(Constituent College of Kuvempu University)
SHIVAMOGGA, Karnataka State.




BSc/BCA/MSc Parents Feedback on Curriculum : 2020-21

Parents Feedback Analysis

Q.No.	Questionnaire On Curriculum	Percentage
1.	Satisfaction with the Curriculum	80 %
2.	Curricular and extra-Curricular activities carried out by the college	88 %
3.	Usefulness of Curriculum to pursue higher studies and research	92 %
4.	Usefulness of Curriculum to get a job	60 %
5.	Availability of qualified, component faculty in the college	80 %
6.	Availability of quality teaching in the college	96 %
7.	Availability of textbooks, reference materials related to curriculum	76 %
8.	Overall views about curriculum	92 %





PRINCIPAL
 SAHYADRI SCIENCE COLLEGE
 (Constituent College of Kuvempu University)
 SHIMOGA, Karnataka State.

STUDENTS FEEDBACK ON CURRICULUM

ANALYSIS –Year 2020-21

Final year student's feedbacks on syllabus content are

1. Our syllabus help us to build our academic competence
 2. When compare to other universities our course content is exhaustive in nature
 3. Innovative vision is applied while preparing the syllabus
 4. Syllabus meets the demand of the job market
 5. The syllabus is exam oriented
 6. The course is knowledge oriented
 7. The syllabus is heavy to learn in a semester
 8. Continuity of subject is well maintained
 9. Books on the prescribed syllabus are available in the library
 10. There is a good linkage between theory and practical subject
- Around \cong 80 to 99% students in III BSc/BCA with following subjects Physics, Chemistry, Zoology, Botany, Mathamatics, Biotechnology, Biochemistry, Microbiology, Environmental Science, Electronics, Geology, Computer Science, Kannada, English, Hindi, Sanskrit, Urdu and combinations like PCM, CBZ, PME, CZM, CBM, CZBt, CBBt, CZBc, CBBc, CZE, CBEs, PMG, CBG, PMCs, etc., & BCA are **TOTALLY AGREE** with the course content and its applicability to science, career and daily life. They are also satisfied with availability of study materials in library and the motivation, overall personality development which they got through the syllabus.
 - \cong 15 to 20% of the students are **FAIRLY AGREE** with the curriculum
 - \cong 1 to 3% of the students are **DISAGREE** with some content of the assigned curriculum




PRINCIPAL

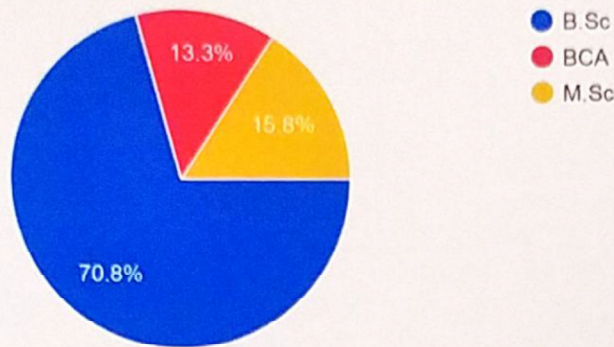
SAHYADRI SCIENCE COLLEGE
(Constituent College of Kuvempu University)
SHIMOGA, Karnataka State.

Teachers Feedback Analysis(Coure Evaluation) : 2020-21

Course taught


120 responses

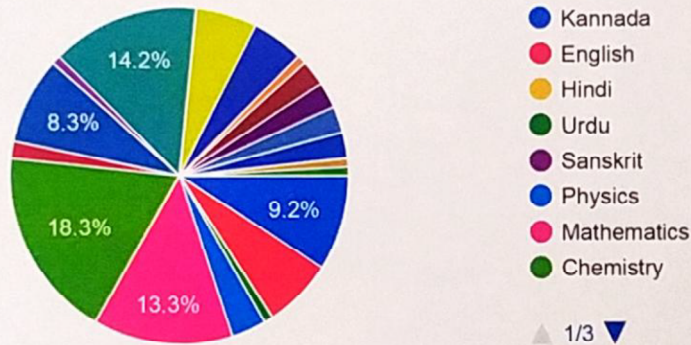
 Copy



Subject


120 responses


 Copy




Is the Syllabus - Student friendly?

120 responses


 Copy

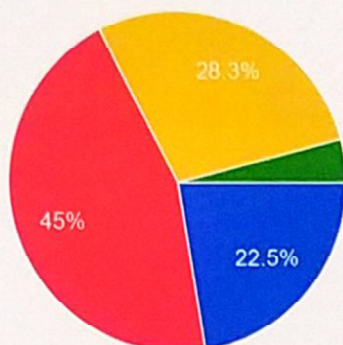



PRINCIPAL
SAHYADRI SCIENCE COLLEGE
(Constituent College of Kuvempu University)
SHIMOGA, Karnataka State.

Applicability to real life and career.

120 responses


 Copy

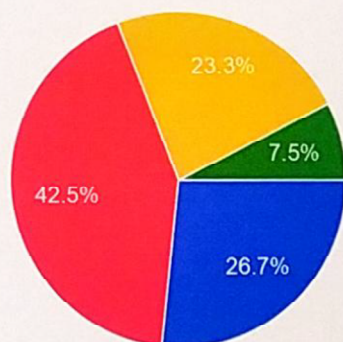


● Excellent
● Very Good
● Good
● Satisfactory

Effectiveness of contents of the Syllabus is helpful for competitive exams

120 responses


 Copy

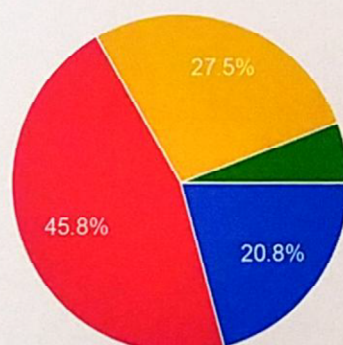


● Excellent
● Very Good
● Good
● Satisfactory

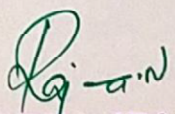
The course content motivates students to aspire for higher studies/research.

120 responses

 Copy




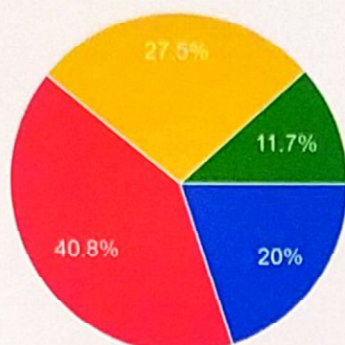
● Excellent
● Very Good
● Good
● Satisfactory


PRINCIPAL
SAHYADRI SCIENCE COLLEGE
(Constituent College of Kuvempu University)
SHIMOGA, Karnataka State.

The course content is updated.

120 responses


 Copy

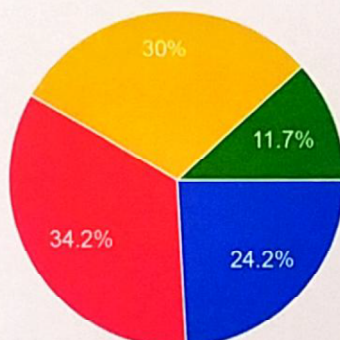


● Excellent
● Very Good
● Good
● Satisfactory

The curriculum helps in developing personality of the student.

120 responses


 Copy



● Excellent
● Very Good
● Good
● Satisfactory

This content is neither created nor endorsed by Google. [Report Abuse](#) - [Terms of Service](#) - [Privacy Policy](#)

Google Forms


PRINCIPAL
SAHYADRI SCIENCE COLLEGE
(Constituent College of Kuvempu University)
SHIMOGA, Karnataka State.



STUDENTS FEEDBACK ON CURRICULUM ANALYSIS FOR THE YEAR 2021-22

The students are the most important stakeholders of all higher Education Institutes. Student's participation plays a vital role in ensuring the quality of teaching and learning exercises at the institute, the feedback of students on the Curriculum designed and developed for various courses is crucial in assuring the quality of Curriculum. In view of this the institute collected the feedback on Curriculum from the students.

Student's feedbacks on syllabus contents are

1. Contents of the Course Syllabus.
2. Applicability/relevance to real life/in science and technology/for career.
3. Availability of textbooks/ study materials for the course
4. The course content is sufficient to improve knowledge base.
5. The curriculum is helping in developing your personality.

Question No.	Excellent	Very Good	Good	Satisfactory
Q 1.	15.8%	32.5%	42.1%	9.6%
Q 2.	10.5%	39.5%	34.2%	15.8%
Q 3.	14.9%	36%	24.6%	24.6%
Q 4.	14.9%	35.1%	37.7%	12.3%
Q 5.	14%	32.5%	37.7%	15.8%
Average %	14.02%	35.12%	35.26%	15.62%

Total 114 student responses from III B.Sc with following subjects Physics, Chemistry, Zoology, Botany, Mathematics, Biotechnology, Biochemistry, Microbiology, Environmental Science, Electronics, Geology, Computer Science, Kannada, English, Hindi, Sanskrit, Urdu and combinations like PCM, CBZ, PME, CZM, CBM, CZBt, CBBt, CZBc, CBBc, CZE, CBEs, PMG, CBG, PMCs, etc., & BCA, M.Sc in Chemistry, Industrial Chemistry, Biotechnology and Physics has given the feedback 4 point rating scale like Excellent, Very good, Good and satisfactory. Average 14.02% of the students are excellent, 35.12% of the students are very good, 35.26% of the students are good and 15.62% of the students are satisfactory with the course content, textbook, study material and its applicability to science, career, daily life, improve knowledge and helping in developing personality in curriculum of our institute.

The overall feedback analysis for all streams shows that the students are excellent, Very good and Good with the curriculum, but still some enrichment is needed when looking at the average percentage of satisfactory. The detailed report of analysis is forwarded to the Academic Section, Kuvempu University for further actions.


PRINCIPAL
SAHYADRI SCIENCE COLLEGE
(Constituent College of Kuvempu University)
SHIMOGA, Karnataka State.

TEACHERS FEEDBACK ON CURRICULUM ANALYSIS FOR THE YEAR 2021-22

The teacher's feedback is an important parameter for quality improvement of the curriculum and the quality of the students in all higher Education Institutes. The feedback of teachers on the Curriculum designed and developed for various courses is crucial in assuring the quality of Curriculum. In view of this the institute collected the feedback on Curriculum from the teachers to analyzed and necessary improvement in content incorporated in the curriculum design and syllabus.

Teacher's feedbacks on syllabus contents are

1. Applicability to real life and career.
2. The course content motivates students to aspire for higher studies/research.
3. The course content is updated.
4. The curriculum helps in developing personality of the student.

Question No.	Excellent	Very Good	Good	Satisfactory
Q 1.	23.2%	39%	29.3%	8.5%
Q 2.	24.4%	45.1%	20.7%	9.8%
Q 3.	25.6%	40.2%	24.4%	9.8%
Q 4.	23.2%	34.1%	31.7%	11%
Average %	24.10%	39.60%	26.53%	9.78%

Total 82 teacher responses with following subjects Physics, Chemistry, Zoology, Botany, Mathematics, Biotechnology, Biochemistry, Microbiology, Environmental Science, Electronics, Geology, Computer Science, Kannada, English, Hindi, Sanskrit, Urdu has given the feedback 4 point rating scale like Excellent, Very good, Good and satisfactory. Average 24.10% of the teachers are excellent, 39.60% of the teachers are very good, 26.53% of the teachers are good and 9.78% of the teachers are satisfactory with the course content updated, Applicability to real life and career, motivation of higher studies, helping in developing personality in curriculum of our institute.

The overall feedback analysis for all subjects' shows that the teachers are excellent, Very good and Good with the curriculum, but still some enrichment is needed when looking at the average percentage of satisfactory. The detailed report of analysis is forwarded to the Academic Section, Kuvempu University for further actions.



PRINCIPAL

SAHYADRI SCIENCE COLLEGE
(Constituent College of Kuvempu University)
SHIMOGA, Karnataka State.

ALUMNI FEEDBACK ON CURRICULUM

ANALYSIS FOR THE YEAR 2021-22

The Alumni are the most important stakeholders of all higher Education Institutes. Alumni participation plays a vital role in ensuring the quality of teaching and learning exercises at the institute. In view of this the institute collected the feedback on Curriculum from the Alumni. The feedback of Alumni on the Curriculum designed and developed for various courses is crucial in assuring the quality of Curriculum.

Alumni feedbacks on syllabus content are

1. The curriculum is up-to-date, need based and application oriented
2. Practical content in the curriculum
3. Syllabus and learning materials are adequate in terms of quality and quantity
4. Applicability/relevance to real life/in science and technology/for career.
5. Relevance of education with your present job
6. Whether the course content motivated you to aspire for higher studies/research?
7. General Overall Rating for the course curriculum

Question No.	Excellent	Good	Fair	Poor
Q1.	34.8%	52%	10.3%	2.8%
Q 2.	32.2%	51.4%	9.7%	5.6%
Q 3.	37.9%	48.6%	8.8%	8.8%
Q 4.	30.7%	48.9%	13.5%	6.9%
Q 5.	29.2%	49.5%	12.9%	8.5%
Q 6.	35.4%	48.3%	11%	5.3%
Q 7.	37%	52.4%	6%	4.7%
Average %	33.89%	50.16%	10.31%	6.09%

Total 319 alumni responses the following courses like B.Sc, BCA and M.Sc. The alumni has given the feedback 4 point rating scale like Excellent, Good, Fair and Poor. Average 33.89% of the alumni are excellent, 50.16% of the alumni are good, 10.31% of the alumni are fair and 6.09% of the alumni are poor with the course content, practical's, quality of the syllabus and its applicability to science, career, daily life, improve knowledge, research and helping in developing personality in curriculum of our institute.

The overall feedback analysis for curriculum shows that the alumni's are excellent, good and fair with the curriculum, but still some enrichment is needed when looking at the average percentage of poor. The detailed report of analysis is forwarded to the Academic-Section, Kuvempu University for further actions.


PRINCIPAL
SAHYADRI SCIENCE COLLEGE
(Constituent College of Kuvempu University)
SHIMOGA, Karnataka State.

PARENTS FEEDBACK ON CURRICULUM ANALYSIS FOR THE YEAR 2021-22

The parents are also important stakeholders of all higher Education Institutes. Parent's participation plays a main role in ensuring the quality of teaching and learning exercises of the students of our institute. In view of this the institute collected the feedback on Curriculum from the parents.

Parent's feedbacks on syllabus contents are

1. Academic Performance/Outcome is
2. Your rating related to the Curriculum dealing with understanding real-life problems and examples.
3. Usefulness of the Curriculum in motivating your son/daughter for higher studies.
4. Usefulness of the Curriculum in preparing your son/daughter for the placement.
5. To what extend does the present Curriculum moulds the student into a competent individual.
6. The present Curriculum helps the students to develop rational thinking.
7. Curriculum focus on skill development.
8. Current Curriculum is helpful for the overall development of your son/daughter.

Question No.	Excellent	Very Good	Good	Satisfactory
01.	17.1%	31.3%	40.4%	11.3%
02.	14.5%	27.3%	43.3%	14.9%
03.	17.8%	27.3%	39.3%	15.6%
04.	13.5%	26.2%	42.9%	17.5%
05.	12.4%	29.5%	45.5%	12.7%
06.	15.6%	27.6%	45.1%	11.6%
07.	16.7%	26.7%	38.9%	15.6%
08.	17.5%	24.7%	43.3%	14.5%
Average %	15.64%	27.58%	42.34%	14.21%

Total 275 parents responses on curriculum has given the feedback 4 point scale like Excellent, Very good, Good and satisfactory. Average 15.64% of the parents are excellent, 27.58% of the parents are very good, 42.34% of the parents are good and 14.21% of the parents are satisfactory with the course content, outcomes, to develop rational thinking, skill development and its applicability to science, career of our son/daughter in institute.

The overall feedback analysis for all streams shows that the parents are excellent, Very good and Good with the curriculum, but still some enrichment is needed when looking at the average percentage of satisfactory. The detailed report of analysis is forwarded to the Academic Section, Kuvempu University for further actions.



PRINCIPAL

SAHYADRI SCIENCE COLLEGE
(Constituent College of Kuvempu University)
SHIMOGA, Karnataka State.

EMPLOYER FEEDBACK ON CURRICULUM ANALYSIS FOR THE YEAR 2021-22

The employer's are also important stakeholders of all higher Education Institutes. employer's also plays a vital role in ensuring the quality of teaching and learning exercises curriculum at the institute. In view of this the institute collected the feedback on Curriculum from the employer's.

Employer's feedbacks on syllabus content are

1. The syllabus helps in terms of gaining knowledge, skills, adding values and analytical abilities.
2. The curriculum provides enough competencies required for employment.
3. The curriculum promotes and encourages Industry and Academia interaction.
4. Theoretical aspects and practical aspects have been taken care by the curriculum
5. Effectiveness of the curriculum in developing Social concern.

Question No.	Excellent	Very Good	Good	Satisfactory
01.	62.5%	20%	15%	2.5%
02.	45%	35%	12.5%	7.5%
03.	40%	22.5%	30%	7.5%
04.	60%	22.5%	10%	7.5%
05.	55%	27.5%	10%	7.5%
Average %	52.50%	25.50%	15.50%	6.50%

Total 40 employer's responses all streams has given the feedback 4 point rating scale like Excellent, Very good, Good and satisfactory. Average 52.50% of the employer's are excellent, 25.50% of the employer's are very good, 15.50% of the employer's are good and 6.50% of the employer's are satisfactory with the course content, gaining knowledge, skills, adding values, analytical abilities, competency for employment, encourages for industry , practical aspects and its applicability to science, career, developing Social concern in curriculum of our institute.

The overall feedback analysis for all streams shows that the employer's are excellent, Very good and Good with the curriculum, but still some enrichment is needed when looking at the average percentage of satisfactory. The detailed report of analysis is forwarded to the Academic Section, Kuvempu University for further actions.


PRINCIPAL

SAHYADRI SCIENCE COLLEGE
(Constituent College of Kuvempu University)
SHIMOGA, Karnataka State.

STUDENTS FEEDBACK ON CURRICULUM ANALYSIS FOR THE YEAR 2022-23

The students are the most important stakeholders of all higher Education Institutes. Student's participation plays a vital role in ensuring the quality of teaching and learning exercises at the institute, the feedback of students on the Curriculum designed and developed for various courses is crucial in assuring the quality of Curriculum. In view of this the institute collected the feedback on Curriculum from the students.

Student's feedbacks on syllabus contents are

1. Contents of the Course Syllabus.
2. Applicability/relevance to real life/in science and technology/for career.
3. Availability of textbooks/ study materials for the course
4. The course content motivates you to aspire for higher studies/research.
5. The course content is sufficient to improve knowledge base.
6. The curriculum is helping in developing your personality.

Subject	Question No.	Excellent in %	Very Good in %	Good in %	Satisfactory in %
Kannada	Q 1.	20.5	36.1	33.6	9.8
	Q 2.	15.6	38.5	36.1	9.8
	Q 3.	18.9	32	35.2	13.9
	Q 4.	13.1	32	37.7	17.2
	Q 5.	14.8	39.3	33.6	12.3
	Q 6.	15.6	32.8	42.6	9
	Average %	16.42	35.11	36.46	12
English	Q 1.	19.4	35.8	40.3	4.5
	Q 2.	19.4	22.4	49.2	9
	Q 3.	19.4	22.4	53.7	4.5
	Q 4.	14.9	32.8	41.8	10.5
	Q 5.	14.9	32.8	46.3	6
	Q 6.	19.4	28.4	41.8	10.4
	Average %	17.90	29.10	45.51	7.48
Hindi	Q 1.	20	40	0	40
	Q 2.	20	40	0	40
	Q 3.	20	20	20	40
	Q 4.	20	0	60	20
	Q 5.	20	20	40	20
	Q 6.	20	20	20	40
	Average %	20	23.33	23.33	33.33



PRINCIPAL

SAHYADRI SCIENCE COLLEGE
(Constituent College of Kuvempu University)
SHIMOGA, Karnataka State.


Sanskrit	Q 1.	25	25	50	0
	Q 2.	25	0	75	0
	Q 3.	25	0	0	75
	Q 4.	25	25	25	25
	Q 5.	25	0	50	25
	Q 6.	25	0	50	25
	Average %	25.00	8.33	41.66	25.00
Urdu	Q 1.	0	0	100	0
	Q 2.	0	0	100	0
	Q 3.	0	0	100	0
	Q 4.	0	0	100	0
	Q 5.	0	0	100	0
	Q 6.	0	0	100	0
	Average %	0	0	100	0
Physics	Q 1.	16.2	32.4	35.1	16.2
	Q 2.	16.2	29.7	32.4	21.6
	Q 3.	13.5	24.3	40.5	21.6
	Q 4.	16.2	27	21.6	35.1
	Q 5.	18.9	24.3	39.7	27
	Q 6.	21.6	21.6	27	29.7
	Average %	17.1	26.55	32.71	25.2
Chemistry	Q 1.	12.5	35.4	37.5	14.6
	Q 2.	12.5	37.5	39.6	10.4
	Q 3.	12.5	27.1	41.7	18.8
	Q 4.	8.3	37.5	35.4	18.8
	Q 5.	10.4	31.3	41.7	16.7
	Q 6.	10.4	33.3	37.5	18.8
	Average %	11.10	33.68	38.90	16.35
Mathematics	Q 1.	33.3	33.3	28.6	
	Q 2.	28.6	33.3	26.2	11.9
	Q 3.	31	31	33.3	
	Q 4.	28.6	40.5	16.7	14.3
	Q 5.	31	31	28.6	9.5
	Q 6.	31	33.3	28.6	7.1
	Average %	30.58	33.73	27.00	8.71
Electronics	Q 1.	75	0	25	0
	Q 2.	50	0	50	0
	Q 3.	75	0	0	25
	Q 4.	50	50	0	0
	Q 5.	75	25	0	0
	Q 6.	50	25	25	0
	Average %	62.5	16.66	16.66	4.166
Geology	Q 1.	40	60	0	0
	Q 2.	40	40	20	0
	Q 3.	40	40	20	0
	Q 4.	20	60	0	20

Rajan

PRINCIPAL


SAHYADRI SCIENCE COLLEGE
(Constituent College of Kuvempu University)
SHIMOGA, Karnataka State.

	Q 5.	20	80	0	0
	Q 6.	20	60	20	0
	Average %	30	56.66	10	3.33
Computer Science	Q 1.	22.7	22.7	40.9	13.6
	Q 2.	18.2	40.9	31.8	9.1
	Q 3.	13.6	18.2	36.4	31.8
	Q 4.	22.7	22.7	22.7	31.8
	Q 5.	18.2	31.8	31.8	18.2
	Q 6.	27.3	27.3	27.3	18.2
	Average %	20.45	27.26	31.81	20.45
Botany	Q 1.	30.3	30.3	36.2	3
	Q 2.	33.3	36.4	27.3	3
	Q 3.	24.2	27.3	36.4	12.1
	Q 4.	30.3	30.3	30.3	9.1
	Q 5.	30.3	27.3	33.3	9.1
	Q 6.	33.3	36.4	27.3	3
	Average %	30.28	31.33	31.8	6.55
Zoology	Q 1.	21.4	42.9	21.4	41.3
	Q 2.	17.9	39.3	17.9	25
	Q 3.	14.3	35.7	35.7	14.3
	Q 4.	14.3	46.4	17.9	21.4
	Q 5.	21.4	39.3	14.3	25
	Q 6.	17.9	32.1	25	25
	Average %	17.86	39.28	22.03	25.33
Biotechnology	Q 1.	27.3	9.1	63.6	0
	Q 2.	27.3	27.3	45.5	0
	Q 3.	0	27.3	63.6	9.1
	Q 4.	36.4	36.4	27.3	0
	Q 5.	27.3	18.2	54.5	0
	Q 6.	27.3	36.4	36.4	0
	Average %	24.26	25.78	48.48	1.51
Biochemistry	Q 1.	22.2	11.1	44.4	22.2
	Q 2.	33.3	22.2	33.3	11.1
	Q 3.	22.2	44.4	22.2	11.1
	Q 4.	33.3	22.2	33.3	11.1
	Q 5.	33.3	22.2	22.2	22.2
	Q 6.	22.2	22.2	44.4	11.1
	Average %	27.75	24.05	33.3	14.8
Microbiology	Q 1.	31.6	26.3	42.1	0
	Q 2.	36.8	42.1	21.1	0
	Q 3.	21.1	15.8	36.8	26.3
	Q 4.	21.1	52.6	26.3	0
	Q 5.	36.8	36.8	10.5	15.8
	Q 6.	26.3	52.6	15.8	5.3
	Average %	28.95	37.7	25.43333	7.9
Environmental	Q 1.	22.7	36.4	31.8	9.1


PRINCIPAL
 SAHYADRI SCIENCE COLLEGE
 (Constituent College of Kuvempu University)
 SHIMOGA, Karnataka State.

Science	Q 2.	22.7	36.4	31.8	9.1
	Q 3.	18.2	22.7	36.4	22.7
	Q 4.	27.3	31.8	27.3	13.6
	Q 5.	18.2	40.9	27.3	13.6
	Qn 6.	18.2	40.9	22.7	1.8
	Average %	21.21	34.85	29.55	11.65
Indian Constitution & Environmental Studies	Q 1.	20	40	30	10
	Q 2.	20	60	10	10
	Q 3.	10	30	40	20
	Q 4.	10	60	20	10
	Q 5.	40	40	10	10
	Q 6.	70	10	10	10
	Average %	28.33	40	20	11.66
PG General Chemistry	Q 1.	6.9	34.5	51.7	6.9
	Q 2.	13.8	41.4	34.5	10.3
	Q 3.	24.1	41.4	24.1	10.3
	Q 4.	6.9	34.5	41.4	17.2
	Q 5.	6.9	13.8	55.2	24.1
	Q 6.	13.8	44.8	24.1	17.2
	Average %	12.06	35.06	38.50	14.33
PG Industrial Chemistry	Q 1.	22	44	28	6
	Q 2.	18	36	40	6
	Q 3.	40	34	22	4
	Q 4.	16	46	36	2
	Q 5.	20	40	36	4
	Q 6.	22	34	36	8
	Average %	23	39	33	5
PG Biotechnology	Q 1.	11.8	47.1	35.5	5.9
	Q 2.	11.8	29.4	52.9	5.9
	Q 3.	11.8	23.5	58.8	5.9
	Q 4.	17.6	41.2	35.3	5.9
	Q 5.	29.4	23.5	47.1	0
	Q 6.	17.6	23.5	47.1	11.8
	Average %	16.66	31.36	46.11	5.9
PG Physics	Q 1.	50	25	0	25
	Q 2.	25	0	25	50
	Q 3.	50	0	25	25
	Q 4.	25	50	0	25
	Q 5.	50	25	0	25
	Q 6.	50	0	0	50
	Average %	41.66	16.66	8.33	33.33

Total 40 to 50% of the students responses with following subjects of B.Sc Physics, Chemistry, Zoology, Botany, Mathematics, Biotechnology, Biochemistry, Microbiology, Environmental Science, Electronics, Geology, Computer Science, Kannada, English, Hindi, Sanskrit, Urdu, Indian Constitution, Environmental Studies, BCA, M.Sc in General


PRINCIPAL
 SAHYADRI SCIENCE COLLEGE
 (Constituent College of Kuvempu University)
 SHIMOGA, Karnataka State.

Chemistry, Industrial Chemistry, Biotechnology and Physics has given the feedback 4 point rating scale like Excellent, Very good, Good and satisfactory.

Average 23.77% of the students are excellent, 29.34% of the students are very good, 33.66% of the students are good and 13.36% of the students are satisfactory with the course content, textbook, study material and its applicability to science, career, daily life, improve knowledge and helping in developing personality in curriculum of our institute.

The overall feedback analysis for all streams shows that the students are excellent, Very good and Good with the curriculum, but still some enrichment is needed when looking at the average percentage of satisfactory. The detailed report of analysis is forwarded to the Academic Section, Kuvempu University for further actions.


PRINCIPAL
SAHYADRI SCIENCE COLLEGE
(Constituent College of Kuvempu University)
SHIMOGA, Karnataka State.

TEACHERS FEEDBACK ON CURRICULUM ANALYSIS FOR THE YEAR 2022-23

The teacher's feedback is an important parameter for quality improvement of the curriculum and the quality of the students in all higher Education Institutes. The feedback of teachers on the Curriculum designed and developed for various courses is crucial in assuring the quality of Curriculum. In view of this the institute collected the feedback on Curriculum from the teachers to analyzed and necessary improvement in content incorporated in the curriculum design and syllabus.

Teacher's feedbacks on syllabus contents are

1. Applicability to real life and career.
2. Effectiveness of contents of the Syllabus is helpful for competitive exams.
3. The course content motivates students to aspire for higher studies/research.
4. The course content is updated.
5. The curriculum helps in developing personality of the student.

Subject	Question No.	Excellent in %	Very Good in %	Good in %	Satisfactory in %
Kannada	Q 1.	38.5	26.9	30.8	3.8
	Q 2.	23.1	34.6	26.9	15.4
	Q 3.	34.6	38.5	19.2	7.7
	Q 4.	34.6	34.6	26.9	3.8
	Q 5.	42.3	26.9	23.1	7.7
	Average %	34.62	32.30	25.38	7.68
English	Q 1.	26.8	32.1	35.7	5.4
	Q 2.	25	25	37.5	12.5
	Q 3.	17.9	41.1	32.1	8.9
	Q 4.	23.2	33.9	35.7	7.1
	Q 5.	26.8	37.5	25	10.7
	Average %	23.94	33.92	33.20	8.92
Hindi	Q 1.	0	50	50	0
	Q 2.	0	0	100	0
	Q 3.	0	50	50	0
	Q 4.	0	0	100	0
	Q 5.	0	50	50	0
	Average %	0	30	70	0
Sanskrit	Q 1.	33.3	33.3	0	33.3
	Q 2.	33.3	33.3	0	33.3
	Q 3.	33.3	33.3	33.3	0
	Q 4.	33.3	33.3	33.3	0

Rajan

PRINCIPAL

SAHYADRI SCIENCE COLLEGE
(Constituent College of Kuvempu University)
SHIMOGA, KARNATAKA STATE.

	Q 5.	66.7	0	33.3	0
	Average %	39.98	26.64	19.98	13.32
Urdu	Q 1.	100	0	0	0
	Q 2.	100	0	0	0
	Q 3.	100	0	0	0
	Q 4.	100	0	0	0
	Q 5.	100	0	0	0
	Average %	100	0	0	0
Physics	Q 1.	37.5	37.5	12.5	12.5
	Q 2.	50	12.5	25	12.5
	Q 3.	50	25	12.5	12.5
	Q 4.	50	25	12.5	12.5
	Q 5.	37.5	37.5	12.5	12.5
	Average %	45.00	27.50	15.00	12.50
Chemistry	Q 1.	41.7	16.7	41.7	0
	Q 2.	41.7	25	33.3	0
	Q 3.	33.3	41.7	25	0
	Q 4.	33.3	25	41.7	0
	Q 5.	33.3	33.3	16.7	16.7
	Average %	36.66	28.34	31.68	3.34
Mathematics	Q 1.	42.9	42.9	7.1	7.1
	Q 2.	35.7	50	14.3	0
	Q 3.	42.9	35.7	14.3	7.1
	Q 4.	28.6	57.1	14.3	0
	Q 5.	35.7	50	14.3	0
	Average %	37.16	47.14	12.86	2.84
Electronics	Q 1.	0	100	0	0
	Q 2.	100	0	0	0
	Q 3.	0	100	0	0
	Q 4.	0	100	0	0
	Q 5.	0	100	0	0
	Average %	20	80	0	0
Geology	Q 1.	0	0	0	100
	Q 2.	0	0	0	100
	Q 3.	0	0	0	100
	Q 4.	0	0	0	100
	Q 5.	0	0	0	100
	Average %	0	0	0	100
Computer Science	Q 1.	18.2	45.5	36.4	0
	Q 2.	36.4	36.4	18.2	9.1
	Q 3.	45.5	18.2	36.4	0
	Q 4.	36.4	36.4	18.2	9.1
	Q 5.	27.3	54.5	18.2	0
	Average %	32.76	38.2	25.48	3.64
Botany	Q 1.	66.7	0	33.3	0
	Q 2.	33.3	33.3	0	33.3


Rajaw

PRINCIPAL

SAHYADRI SCIENCE COLLEGE
(Constituent College of Kuvempu University)
SHIMOGA, Karnataka State.

	Q 3.	33.3	33.3	33.3	0
	Q 4.	0	66.7	0	33.3
	Q 5.	66.7	0	0	33.3
	Average %	40.00	26.66	13.32	19.98
Zoology	Q 1.	50.00	50.00	0	0
	Q 2.	50.00	25.00	25.00	0
	Q 3.	75.00	0	0	25.00
	Q 4.	75.00	0	25.00	0
	Q 5.	75.00	0	0	25.00
	Average %	65	15	10	10
Biotechnology	Q 1.	40	10	50	0
	Q 2.	30	30	30	10
	Q 3.	30	50	20	0
	Q 4.	30	30	40	0
	Q 5.	40	40	20	0
	Average %	34	32	32	2
Biochemistry	Q 1.	60	0	40	0
	Q 2.	0	60	40	0
	Q 3.	40	40	20	0
	Q 4.	20	60	20	0
	Q 5.	40	20	40	0
	Average %	32	36	32	0
Microbiology	Q 1.	33.3	66.7	0	0
	Q 2.	33.3	66.7	0	0
	Q 3.	33.3	66.7	0	0
	Q 4.	33.3	33.3	33.3	0
	Q 5.	33.3	66.7	0	0
	Average %	33.3	60.02	6.66	0
Environmental Science	Q 1.	28.6	28.6	28.6	14.3
	Q 2.	57.1	14.3	0	28.6
	Q 3.	28.6	28.6	42.9	0
	Q 4.	42.9	42.9	0	14.3
	Q 5.	28.6	14.3	42.9	14.3
	Average %	37.16	25.74	22.88	14.3
Indian Constitution & Environmental Studies	Q 1.	26.3	31.6	31.6	10.5
	Q 2.	47.4	26.3	15.8	10.5
	Q 3.	31.6	26.3	26.3	15.8
	Q 4.	31.6	15.8	36.8	15.8
	Q 5.	42.1	21.1	31.6	5.3
	Average %	35.8	24.22	28.42	11.58

All the teacher of the College responses with following respective subjects Physics, Chemistry, Zoology, Botany, Mathematics, Biotechnology, Biochemistry, Microbiology, Environmental Science, Electronics, Geology, Computer Science, Kannada, English, Hindi, Sanskrit, Urdu has given the feedback 4 point rating scale like Excellent, Very good, Good


PRINCIPAL
 SAHYADRI SCIENCE COLLEGE
 (Constituent College of Kuvempu University)
 SHIMOGA, Karnataka State.

and satisfactory. Average 38.08% of the teachers are excellent, 33.16% of the teachers are very good, 22.29% of the teachers are good and 6.47% of the teachers are satisfactory with the course content updated, Applicability to real life and career, motivation of higher studies, helping in developing personality in curriculum of our institute.

The overall feedback analysis for all the subjects' shows that the teachers are excellent, Very good and Good with the curriculum, but still minimal improv is needed when looking at the average percentage of satisfactory. The detailed report of analysis is forwarded to the Academic Section, Kuvempu University for further actions.



PRINCIPAL

SAHYADRI SCIENCE COLLEGE
(Constituent College of Kuvempu University)
SHIMOGA, Karnataka State.

ALUMNI FEEDBACK ON CURRICULUM

ANALYSIS FOR THE YEAR 2022-23

The Alumni are the most important stakeholders of all higher Education Institutes. Alumni participation plays a vital role in ensuring the quality of teaching and learning exercises at the institute. In view of this the institute collected the feedback on Curriculum from the Alumni. The feedback of Alumni on the Curriculum designed and developed for various courses is crucial in assuring the quality of Curriculum.


Alumni feedbacks on syllabus content are

1. The curriculum is up-to-date, need based and application oriented
2. Practical content in the curriculum
3. Syllabus and learning materials are adequate in terms of quality and quantity
4. Applicability/relevance to real life/in science and technology/for career.
5. Relevance of education with your present job
6. Whether the course content motivated you to aspire for higher studies/research?
7. General Overall Rating for the course curriculum

Question No.	Excellent	Good	Fair	Poor
Q1.	23.3%	76.7%	0%	0%
Q 2.	26.7%	66.7%	6.7%	0%
Q 3.	16.7%	80%	3.3%	0%
Q 4.	20%	76.7%	3.3%	0%
Q 5.	30%	60%	6.7%	3.3%
Q 6.	26.7%	70%	3.3%	0%
Q 7.	23.3%	76.7%	0%	0%
Average %	23.89%	72.85%	2.8%	0.47%

Alumni responses the following courses like B.Sc, BCA and M.Sc. The alumni have given the feedback 4 point rating scale like Excellent, Good, Fair and Poor. Average 23.89% of the alumni are excellent, 72.85% of the alumni are good, 2.8% of the alumni are fair and 0.47% of the alumni are poor with the course content, practical's, quality of the syllabus and its applicability to science, career, daily life, improve knowledge, research and helping in developing personality in curriculum of our institute.

The overall feedback analysis for curriculum shows that the alumni's are excellent, good and fair with the curriculum, but still minimal improvement is needed when looking at the average percentage of poor. The detailed report of analysis is forwarded to the Academic Section, Kuvempu University for further actions.


PRINCIPAL
SAHYADRI SCIENCE COLLEGE
(Constituent College of Kuvempu University)
SHIMOGA, KARNATAKA

EMPLOYER FEEDBACK ON CURRICULUM ANALYSIS FOR THE YEAR 2022-23

The employer's are also important stakeholders of all higher Education Institutes. Employer's also plays a vital role in ensuring the quality of teaching and learning exercises curriculum at the institute. In view of this the institute collected the feedback on Curriculum from the employer's.

Employer's feedbacks on syllabus content are

1. The syllabus helps in terms of gaining knowledge, skills, adding values and analytical abilities.
2. The curriculum provides enough competencies required for employment.
3. The curriculum promotes and encourages Industry and Academia interaction.
4. Theoretical aspects and practical aspects have been taken care by the curriculum
5. Effectiveness of the curriculum in developing Social concern.

Question No.	Excellent	Very Good	Good	Satisfactory
Q1.	45.9%	32.4%	16.2%	5.4%
Q 2.	45.9%	21.6%	18.9%	13.5%
Q 3.	32.4%	29.7%	24.3%	13.5%
Q 4.	45.9%	27%	16.2%	10.8%
Q 5.	35.1%	29.7%	29.7%	5.4%
Average %	41.04%	28.08%	21.06%	9.72%

Total 37 employer's responses all streams has given the feedback 4 point rating scale like Excellent, Very good, Good and satisfactory. Average 41.04% of the employer's are excellent, 28.08% of the employer's are very good, 21.06% of the employer's are good and 9.72% of the employer's are satisfactory with the course content, gaining knowledge, skills, adding values, analytical abilities, competency for employment, encourages for industry , practical aspects and its applicability to science, career, developing Social concern in curriculum of our institute.

The overall feedback analysis for all streams shows that the employer's are excellent, Very good and Good with the curriculum, but still some enrichment is needed when looking at the average percentage of satisfactory. The detailed report of analysis is forwarded to the Academic Section, Kuvempu University for further actions.



PRINCIPAL

SAHYADRI SCIENCE COLLEGE
(Constituent College of Kuvempu University)
SHIMOGA, Karnataka State.

PARENTS FEEDBACK ON CURRICULUM ANALYSIS FOR THE YEAR 2022-23

The parents are also important stakeholders of all higher Education Institutes. Parent's participation plays a main role in ensuring the quality of teaching and learning exercises of the students of our institute. In view of this the institute collected the feedback on Curriculum from the parents.

Parent's feedbacks on syllabus contents are

1. Academic Performance/Outcome is
2. Your rating related to the Curriculum dealing with understanding real-life problems and examples.
3. Usefulness of the Curriculum in motivating your son/daughter for higher studies.
4. Usefulness of the Curriculum in preparing your son/daughter for the placement.
5. To what extent does the present Curriculum moulds the student into a competent individual.
6. The present Curriculum helps the students to develop rational thinking.
7. Curriculum focus on skill development.
8. Current Curriculum is helpful for the overall development of your son/daughter.

Question No.	Excellent	Very Good	Good	Satisfactory
Q1.	20.4%	36.7%	36.7%	6.1%
Q 2.	18.4%	32.7%	42.9%	6.1%
Q 3.	28.6%	40.8%	22.4%	8.2%
Q 4.	22.4%	32.7%	38.8%	6.1%
Q 5.	20.4%	36.7%	34.7%	8.2%
Q 6.	18.4%	38.8%	36.7%	6.1%
Q 7.	18.4%	40.8%	34.7%	6.1%
Q 8.	22.4%	34.7%	34.7%	8.2%
Average %	21.18%	36.74%	35.20%	6.89%

The parents responded on curriculum has given the feedback 4 point scale like Excellent, Very good, Good and satisfactory. Average 21.18% of the parents are excellent, 36.74% of the parents are very good, 35.20% of the parents are good and 6.89% of the parents are satisfactory with the course content, outcomes, to develop rational thinking, skill development and its applicability to science, career of our son/daughter in institute.

The overall feedback analysis for all streams shows that the parents are excellent, Very good and Good with the curriculum, but still minimal improvement is needed when looking at the average percentage of satisfactory. The detailed report of analysis is forwarded to the Academic Section, Kuvempu University for further actions.



PRINCIPAL

SAHYADRI SCIENCE COLLEGE
(Constituent College of Kuvempu University)
SHIMOGA, Karnataka State.

STUDENTS FEEDBACK ON CURRICULUM ANALYSIS FOR THE YEAR 2023-24

The students are the most important stakeholders of all higher Education Institutes. Student's participation plays a vital role in ensuring the quality of teaching and learning exercises at the institute, the feedback of students on the Curriculum designed and developed for various courses is crucial in assuring the quality of Curriculum. In view of this the institute collected the feedback on Curriculum from the students.

Student's feedbacks on syllabus contents are

1. Contents of the Course Syllabus.
2. Applicability/relevance to real life/in science and technology/for career.
3. Availability of textbooks/ study materials for the course
4. The course content motivates you to aspire for higher studies/research.
5. The course content is sufficient to improve knowledge base.
6. The curriculum is helping in developing your personality.

Subject	Question No.	Excellent in %	Very Good in %	Good in %	Satisfactory in %
Kannada	Q 1.	34.8	39.9	23.2	2.1
	Q 2.	30.8	39.3	25	4.9
	Q 3.	36.9	32.3	26.5	4.3
	Q 4.	31.7	38.4	25.3	6.4
	Q 5.	33.5	39.3	22.9	4.3
	Q 6.	36	38.1	21.3	4.6
	Average %	33.95	37.88	24.33	4.3
English	Q 1.	40.5	42.7	15.6	1.2
	Q 2.	34	43.3	18.7	4
	Q 3.	43	34	19.6	3.4
	Q 4.	42.1	33.6	20.6	3.7
	Q 5.	33.3	39.9	22.7	4
	Q 6.	37.4	34.9	24	3.7
	Average %	38.38	38.06	20.2	3.35
Hindi	Q 1.	57.1	28.6	14.3	00
	Q 2.	35.7	42.9	17.9	3.6
	Q 3.	35.7	39.3	17.9	7.1
	Q 4.	32.1	46.4	14.3	7.1
	Q 5.	32.1	39.3	28.6	00
	Q 6.	32.	50	10.7	7.1
	Average %	37.45	41.08	17.28	4.15




PRINCIPAL

SAHYADRI SCIENCE COLLEGE
(Constituent College of Kuvempu University)
SHIMOGA, Karnataka State.

Sanskrit	Q 1.	18.8	37.5	37.5	6.3
	Q 2.	18.8	31.3	43.8	6.3
	Q 3.	25	6.3	62.5	6.3
	Q 4.	25	31.3	37.5	6.3
	Q 5.	31.3	25	43.8	00
	Q 6.	25	25	43.8	6.3
	Average %	23.98	26.06	44.81	5.25
Urdu	Q 1.	80	20	00	00
	Q 2.	53.3	40	6.7	00
	Q 3.	60	40	00	00
	Q 4.	66.7	20	13.3	00
	Q 5.	73.3	13.3	13.3	00
	Q 6.	73.3	20	6.7	00
	Average %	67.76	25.55	6.66	0
Physics	Q 1.	20.1	42.2	31.8	5.8
	Q 2.	20.8	40.3	26.6	12.3
	Q 3.	23.4	35.1	31.8	9.7
	Q 4.	38.2	15.7	35.7	10.4
	Q 5.	24.7	37	29.2	9.1
	Q 6.	18.2	40.9	30.5	10.4
	Average %	24.23	35.2	30.93	9.61
Chemistry	Q 1.	32.5	35.9	25.7	5.8
	Q 2.	29.6	34.5	31.1	4.9
	Q 3.	27.7	36.9	29.1	6.3
	Q 4.	28.6	35	30.6	5.8
	Q 5.	29.1	35	31.1	4.9
	Q 6.	29.1	32.5	32	6.3
	Average %	29.43	34.96	29.93	5.66
Mathematics	Q 1.	41	35.5	19.4	4.3
	Q 2.	29	39.8	23.7	7.5
	Q 3.	36.6	37.6	21.5	4.3
	Q 4.	31.2	33.3	28	7.5
	Q 5.	31.2	41.9	20.4	6.5
	Q 6.	36.6	33.3	23.7	6.5
	Average %	34.26	36.9	22.78	6.1
Electronics	Q 1.	37	40.7	22.2	00
	Q 2.	44.4	29.6	25.9	00
	Q 3.	33.3	33.3	33.3	00
	Q 4.	37	37	25.9	00
	Q 5.	37	33	29.6	00
	Q 6.	37	29.6	33.3	00
	Average %	37.61	33.86	28.36	0
Geology	Q 1.	47.6	35.7	11.9	4.8
	Q 2.	42.9	35.7	14.3	7.1
	Q 3.	38.1	21.4	23.8	16.7
	Q 4.	52.4	23.8	14.3	9.5



PRINCIPAL
 SAHYADRI SCIENCE COLLEGE
 (Constituent College of Kuvempu University)
 SHIMOGA, Karnataka State.

	Q 5.	31.8	32.8	24.3	10
	Q 6.	45.2	35.7	9.5	9.5
	Average %	43	30.85	16.35	9.6
Computer Science	Q 1.	29.4	35	28.8	6.8
	Q 2.	27.1	35	30.5	7.3
	Q 3.	24.9	27.7	33.3	14.4
	Q 4.	27.7	31.1	29.4	11.9
	Q 5.	27.1	32.8	27.7	12.4
	Q 6.	30.5	26.6	26	16.9
	Average %	27.78	31.36	29.28	11.61
Botany	Q 1.	42.1	33.1	20.7	4.1
	Q 2.	39.7	38.8	18.2	3.3
	Q 3.	39.7	33.9	21.5	5
	Q 4.	44.6	26.4	23.1	5.8
	Q 5.	40.5	29.8	26.4	3.3
	Q 6.	42.1	37.2	18.2	2.5
	Average %	41.45	33.2	21.35	4
Zoology	Q 1.	46.1	30.5	22.7	0.7
	Q 2.	42.6	33.3	22.7	1.4
	Q 3.	44.7	28.4	24.8	2.1
	Q 4.	44.7	28.4	25.5	1.4
	Q 5.	41.8	31.9	25.5	0.7
	Q 6.	46.1	30.5	21.3	2.1
	Average %	44.33	30.5	23.75	1.4
Biotechnology	Q 1.	51.2	18.6	27.9	2.3
	Q 2.	44.2	32.6	23.3	00
	Q 3.	25.6	44.2	25.6	4.7
	Q 4.	44.2	32.6	20.9	2.3
	Q 5.	46.5	27.9	25.6	00
	Q 6.	53.5	16.3	27.9	2.3
	Average %	53.5	16.3	27.9	2.3
Biochemistry	Q 1.	38.7	32.3	27.4	1.6
	Q 2.	38.7	33.9	25.8	1.6
	Q 3.	41.9	25.8	25.8	6.5
	Q 4.	41.9	29	27.4	1.6
	Q 5.	38.7	30.6	29	1.6
	Q 6.	40.3	21	32.3	6.5
	Average %	44.2	28.7	25.2	1.93
Microbiology	Q 1.	25.4	33.9	35.6	5.1
	Q 2.	23.7	32.3	37.3	6.8
	Q 3.	23.7	33.9	32.2	10.2
	Q 4.	27.1	33.9	32.2	6.8
	Q 5.	23.7	37.3	28.8	10.2
	Q 6.	25.4	32.2	35.6	6.8
	Average %	24.83	33.92	33.62	7.65
Environmental	Q 1.	39.1	30.4	30.4	00


PRINCIPAL
 SAHYADRI SCIENCE COLLEGE
 (Constituent College of Kuvempu University)
 SHIMOGA, Karnataka State.

Science	Q 2.	26.1	43.5	30.4	00
	Q 3.	30.4	30.4	39.1	00
	Q 4.	39.1	30.4	26.1	4.3
	Q 5.	34.8	43.5	21.7	00
	Qn 6.	39.1	26.1	34.8	00
	Average %	34.76	34.05	30.42	0.72
Indian Constitution & Environmental Studies	Q 1.	28.3	59	17	3.8
	Q 2.	18.9	62.3	13.2	5.7
	Q 3.	18.9	49.1	28.3	3.8
	Q 4.	28.3	39.6	24.5	7.5
	Q 5.	26.4	39.6	28.3	5.7
	Q 6.	24.5	49.1	20.8	5.7
	Average %	24.21	49.78	22.01	5.36
PG General Chemistry	Q 1.	47.4	31.6	15.8	5.3
	Q 2.	21.1	57.9	21.1	00
	Q 3.	52.6	36.8	5.3	5.3
	Q 4.	31.6	52.6	10.5	5.3
	Q 5.	41.1	44	10.5	5.3
	Q 6.	15.8	68.4	10.5	5.3
	Average %	34.93	48.55	12.28	4.41
PG Industrial Chemistry	Q 1.	33.3	25	33.3	8.3
	Q 2.	16.7	33.3	41.7	8.3
	Q 3.	41.7	41.7	16.7	00
	Q 4.	33.3	25	16.7	25
	Q 5.	16.7	33.3	50	00
	Q 6.	33.3	25	41.7	00
	Average %	29.16	30.55	33.35	6.93
PG Biotechnology	Q 1.	21.3	46.8	29.8	2.1
	Q 2.	27.7	40.4	29.8	2.1
	Q 3.	36.2	31.9	25.5	6.4
	Q 4.	27.7	36.2	34	2.1
	Q 5.	19.1	51.1	25.5	4.3
	Q 6.	23.4	42.6	27.7	6.4
	Average %	25.9	41.5	28.71	3.9
PG Physics	Q 1.	20	40	26.7	13.3
	Q 2.	26.7	26.7	33.3	13.3
	Q 3.	20	26.7	26.7	26.7
	Q 4.	33.3	20	26.7	20
	Q 5.	26.7	33.3	33.3	6.7
	Q 6.	26.7	46.7	13.3	13.3
	Average %	25.56	32.23	26.66	15.55

Total 40 to 50% of the students responses with following subjects of B.Sc Physics, Chemistry, Zoology, Botany, Mathematics, Biotechnology, Biochemistry, Microbiology, Environmental Science, Electronics, Geology, Computer Science, Kannada, English, Hindi, Sanskrit, Urdu, Indian Constitution, Environmental Studies, BCA, M.Sc in General


PRINCIPAL
 SAHYADRI SCIENCE COLLEGE
 (Constituent College of Kuvempu University)
 SHIMOGA, Karnataka State.

Chemistry, Industrial Chemistry, Biotechnology and Physics has given the feedback 4 point rating scale like Excellent, Very good, Good and satisfactory.

Average 35.48% of the students are excellent, 34.13% of the students are very good, 25.28% of the students are good and 5.17% of the students are satisfactory with the course content, textbook, study material and its applicability to science, career, daily life, improve knowledge and helping in developing personality in curriculum of our institute.

The overall feedback analysis for all streams shows that the students are excellent, Very good and Good with the curriculum, but still some enrichment is needed when looking at the average percentage of satisfactory. The detailed report of analysis is forwarded to the Academic Section, Kuvempu University for further actions.



PRINCIPAL

SAHYADRI SCIENCE COLLEGE
(Constituent College of Kuvempu University)
SHIMOGA, Karnataka State.

TEACHERS FEEDBACK ON CURRICULUM ANALYSIS FOR THE YEAR 2023-24

The teacher's feedback is an important parameter for quality improvement of the curriculum and the quality of the students in all higher Education Institutes. The feedback of teachers on the Curriculum designed and developed for various courses is crucial in assuring the quality of Curriculum. In view of this the institute collected the feedback on Curriculum from the teachers to analyzed and necessary improvement in content incorporated in the curriculum design and syllabus.

Teacher's feedbacks on syllabus contents are

1. Applicability to real life and career.
2. Effectiveness of contents of the Syllabus is helpful for competitive exams.
3. The course content motivates students to aspire for higher studies/research.
4. The course content is updated.
5. The curriculum helps in developing personality of the student.

Subject	Question No.	Excellent in %	Very Good in %	Good in %	Satisfactory in %
Kannada	Q 1.	66.7	33.3	00	00
	Q 2.	33.3	33.3	00	33.3
	Q 3.	33.3	33.3	33.3	00
	Q 4.	33.3	33.3	33.3	00
	Q 5.	66.7	00	00	33.3
	Average %	46.66	26.64	13.32	13.32
English	Q 1.	66.7	33.3	00	00
	Q 2.	33.3	66.7	00	00
	Q 3.	66.7	33.3	00	00
	Q 4.	66.7	33.3	00	00
	Q 5.	66.7	33.3	00	00
	Average %	60.02	39.98	0	0
Hindi	Q 1.	100	00	00	00
	Q 2.	0	100	00	00
	Q 3.	100	00	00	00
	Q 4.	100	00	00	00
	Q 5.	100	00	00	00
	Average %	80	20	0	0
Sanskrit	Q 1.	00	00	100	00
	Q 2.	00	00	100	00
	Q 3.	00	100	00	00
	Q 4.	00	00	100	00


PRINCIPAL

SAHYADRI SCIENCE COLLEGE
(Constituent College of Kuvempu University)
SHIMOGA, Karnataka State.

	Q 5.	00	00	100	00
	Average %	0	20	80	0
Urdu	Q 1.	50	50	00	00
	Q 2.	100	00	00	00
	Q 3.	00	100	00	00
	Q 4.	50	50	00	00
	Q 5.	100	00	00	00
	Average %	60	40	0	0
Physics	Q 1.	20	20	60	00
	Q 2.	20	20	60	00
	Q 3.	00	60	40	00
	Q 4.	20	40	40	00
	Q 5.	20	20	60	00
	Average %	16	32	52	0
Chemistry	Q 1.	37.5	37.5	25	00
	Q 2.	37.5	37.5	25	00
	Q 3.	37.5	63.5	00	00
	Q 4.	50	25	25	00
	Q 5.	12.5	62.5	25	00
	Average %	35	45.2	20	0
Mathematics	Q 1.	50	33.3	16.7	00
	Q 2.	33.3	66.7	00	00
	Q 3.	66.7	33.3	00	00
	Q 4.	66.7	33.3	00	00
	Q 5.	50	33.3	16.7	00
	Average %	53.34	39.98	6.68	0
Electronics	Q 1.	33.3	66.7	00	00
	Q 2.	00	100	00	00
	Q 3.	66.7	33.3	00	00
	Q 4.	66.7	33.3	00	00
	Q 5.	100	00	00	00
	Average %	53.34	46.66	0	0
Geology	Q 1.	100	00	00	00
	Q 2.	100	00	00	00
	Q 3.	100	00	00	00
	Q 4.	50	50	00	00
	Q 5.	00	50	50	00
	Average %	70	20	10	0
Computer Science	Q 1.	100	00	00	00
	Q 2.	00	100	00	00
	Q 3.	100	00	00	00
	Q 4.	00	00	100	00
	Q 5.	100	00	00	00
	Average %	60	20	20	0
Botany	Q 1.	40	20	20	20
	Q 2.	20	60	20	00

Rajesh N

PRINCIPAL

SAHYADRI SCIENCE COLLEGE
(Constituent College of Kuvempu University)
SHIMOGA, Karnataka State.

	Q 3.	50	20	10	20
	Q 4.	20	30	30	20
	Q 5.	20	50	20	10
	Average %	30	36	20	14
Zoology	Q 1.	00	37.5	37.5	25
	Q 2.	00	37.5	62.5	00
	Q 3.	12.5	25	62.5	00
	Q 4.	12.5	37.5	37.5	12.5
	Q 5.	22.5	37.5	37.5	2.5
	Average %	9.5	35	47.5	8
Biotechnology	Q 1.	14.3	28.6	28.6	28.6
	Q 2.	14.3	57.1	00	28.6
	Q 3.	42.9	28.6	28.6	00
	Q 4.	28.6	42.9	14.3	14.3
	Q 5.	28.6	28.6	42.9	00
	Average %	25.74	37.16	22.88	14.3
Biochemistry	Q 1.	66.7	33.3	00	00
	Q 2.	33.3	66.7	00	00
	Q 3.	33.3	66.7	00	00
	Q 4.	66.7	33.3	00	00
	Q 5.	66.7	33.3	00	00
	Average %	53.34	46.66	0	0
Microbiology	Q 1.	00	00	100	00
	Q 2.	00	00	100	00
	Q 3.	00	00	100	00
	Q 4.	00	00	00	100
	Q 5.	00	00	100	00
	Average %	0	0	80	20
Environmental Science	Q 1.	33.3	33.3	33.3	00
	Q 2.	00	66.7	33.3	00
	Q 3.	00	66.7	33.3	00
	Q 4.	00	00	66.7	33.3
	Q 5.	33.3	33.3	00	33.3
	Average %	13.32	40	33.32	13.32
Indian Constitution & Environmental Studies	Q 1.	18.9	62.3	13.2	5.7
	Q 2.	18.9	49.1	28.3	3.8
	Q 3.	28.3	39.6	24.5	7.5
	Q 4.	26.4	39.6	28.3	5.7
	Q 5.	25.5	49.1	20.8	5.7
	Average %	23.6	47.94	23.02	5.68

All the teacher of the College responses with following respective subjects Physics, Chemistry, Zoology, Botany, Mathematics, Biotechnology, Biochemistry, Microbiology, Environmental Science, Electronics, Geology, Computer Science, Kannada, English, Hindi, Sanskrit, Urdu has given the feedback 4 point rating scale like Excellent, Very good, Good

Rajcan

PRINCIPAL

SAHYADRI SCIENCE COLLEGE
(Constituent College of Kuvempu University)
SHIMOGA, Karnataka State.

and satisfactory. Average 38.33% of the teachers are excellent, 32.96% of the teachers are very good, 23.82% of the teachers are good and 4.93% of the teachers are satisfactory with the course content updated, Applicability to real life and career, motivation of higher studies, helping in developing personality in curriculum of our institute.

The overall feedback analysis for all the subjects' shows that the teachers are excellent, Very good and Good with the curriculum, but still minimal improv is needed when looking at the average percentage of satisfactory. The detailed report of analysis is forwarded to the Academic Section, Kuvempu University for further actions.



PRINCIPAL

SAHYADRI SCIENCE COLLEGE
(Constituent College of Kuvempu University)
SHIMOGA, Karnataka State.

ALUMNI FEEDBACK ON CURRICULUM ANALYSIS FOR THE YEAR 2023-24

The Alumni are the most important stakeholders of all higher Education Institutes. Alumni participation plays a vital role in ensuring the quality of teaching and learning exercises at the institute. In view of this the institute collected the feedback on Curriculum from the Alumni. The feedback of Alumni on the Curriculum designed and developed for various courses is crucial in assuring the quality of Curriculum.

Alumni feedbacks on syllabus content are

1. The curriculum is up-to-date, need based and application oriented
2. Practical content in the curriculum
3. Syllabus and learning materials are adequate in terms of quality and quantity
4. Applicability/relevance to real life/in science and technology/for career.
5. Relevance of education with your present job
6. Whether the course content motivated you to aspire for higher studies/research?
7. General Overall Rating for the course curriculum

Question No.	Excellent in %	Good in %	Fair in %	Poor in %
Q1.	23.7	67.8	6.8	1.7
Q 2.	28.8	55.9	13.6	1.7
Q 3.	18.6	69.5	11.9	00
Q 4.	22	61	11.9	5.1
Q 5.	22	55.9	15.3	6.8
Q 6.	28.8	61	8.5	1.7
Q 7.	25.4	67.8	5.1	1.7
Average %	24.18	62.7	10.44	2.67

Alumni responses the following courses like B.Sc, BCA and M.Sc. The alumni have given the feedback 4 point rating scale like Excellent, Good, Fair and Poor. Average 24.18% of the alumni are excellent, 62.7% of the alumni are good, 10.44% of the alumni are fair and 2.67% of the alumni are poor with the course content, practical's, quality of the syllabus and its applicability to science, career, daily life, improve knowledge, research and helping in developing personality in curriculum of our institute.

The overall feedback analysis for curriculum shows that the alumni's are excellent, good and fair with the curriculum, but still minimal improvement is needed when looking at the average percentage of poor. The detailed report of analysis is forwarded to the Academic Section, Kuvempu University for further actions.


PRINCIPAL
SAHYADRI SCIENCE COLLEGE
(Constituent College of Kuvempu University)
SHIMOGA, Karnataka State.

EMPLOYER FEEDBACK ON CURRICULUM ANALYSIS FOR THE YEAR 2023-24

The employer's are also important stakeholders of all higher Education Institutes. Employer's also plays a vital role in ensuring the quality of teaching and learning exercises curriculum at the institute. In view of this the institute collected the feedback on Curriculum from the employer's.

Employer's feedbacks on syllabus content are

1. The syllabus helps in terms of gaining knowledge, skills, adding values and analytical abilities.
2. The curriculum provides enough competencies required for employment.
3. The curriculum promotes and encourages Industry and Academia interaction.
4. Theoretical aspects and practical aspects have been taken care by the curriculum
5. Effectiveness of the curriculum in developing Social concern.

Question No.	Excellent in %	Very Good in %	Good in %	Satisfactory in %
Q1.	47.2	32.1	15.1	5.7
Q 2.	43.4	26.4	18.9	11.3
Q 3.	34	28.3	26.4	11.3
Q 4.	49.1	28.3	15.1	3.5
Q 5.	39.6	28.3	28.3	3.8
Average %	42.66	28.68	20.76	7.92

The employer's responses of all streams has given the feedback 4 point rating scale like Excellent, Very good, Good and satisfactory. Average 42.66% of the employer's are excellent, 28.68% of the employer's are very good, 20.76% of the employer's are good and 7.92% of the employer's are satisfactory with the course content, gaining knowledge, skills, adding values, analytical abilities, competency for employment, encourages for industry , practical aspects and its applicability to science, career, developing Social concern in curriculum of our institute.

The overall feedback analysis for all streams shows that the employer's are excellent, Very good and Good with the curriculum, but still some enrichment is needed when looking at the average percentage of satisfactory. The detailed report of analysis is forwarded to the Academic Section, Kuvempu University for further actions.


PRINCIPAL

SAHYADRI SCIENCE COLLEGE
(Constituent College of Kuvempu University)
SHIMOGA, Karnataka State.

PARENTS FEEDBACK ON CURRICULUM ANALYSIS FOR THE YEAR 2023-24

The parents are also important stakeholders of all higher Education Institutes. Parent's participation plays a main role in ensuring the quality of teaching and learning exercises of the students of our institute. In view of this the institute collected the feedback on Curriculum from the parents.

Parent's feedbacks on syllabus contents are

1. Academic Performance/Outcome is
2. Your rating related to the Curriculum dealing with understanding real-life problems and examples.
3. Usefulness of the Curriculum in motivating your son/daughter for higher studies.
4. Usefulness of the Curriculum in preparing your son/daughter for the placement.
5. To what extent does the present Curriculum moulds the student into a competent individual.
6. The present Curriculum helps the students to develop rational thinking.
7. Curriculum focus on skill development.
8. Current Curriculum is helpful for the overall development of your son/daughter.

Question No.	Excellent in %	Very Good in %	Good in %	Satisfactory in %
Q1.	22.7	39.1	34.4	3.9
Q 2.	21.1	36.7	38.3	3.9
Q 3.	28.9	39.8	24.2	7
Q 4.	25	36.7	29.7	8.6
Q 5.	22.7	35.2	34.4	7.8
Q 6.	25	34.4	35.2	5.5
Q 7.	24.2	34.4	35.2	6.3
Q 8.	28.9	30.5	32	8.6
Average %	24.81	35.85	32.92	6.45

The parents responded on curriculum has given the feedback 4 point scale like Excellent, Very good, Good and satisfactory. Average 24.81% of the parents are excellent, 35.85% of the parents are very good, 32.92% of the parents are good and 6.45% of the parents are satisfactory with the course content, outcomes, to develop rational thinking, skill development and its applicability to science, career of our son/daughter in institute.

The overall feedback analysis for all streams shows that the parents are excellent, Very good and Good with the curriculum, but still minimal improvement is needed when looking at the average percentage of satisfactory. The detailed report of analysis is forwarded to the Academic Section, Kuvempu University for further actions.



PRINCIPAL

SAHYADRI SCIENCE COLLEGE
(Constituent College of Kuvempu University)
SHIMOGA, Karnataka State.